



*Introducing the new*

---

# Nimbus W11

*Extend your weekends*







02. INTRODUCTION

# Nimbus *Weekender 11*



## *Nimbus W11*

The W11, Nimbus's vision of the ideal weekend cruiser, is designed for individuals with active lifestyles who wish to extend their weekends, travel further and spend time with loved ones.



**NIMBUS**





# The Nimbus W11

*Extend your weekends*

Get ready for the international premiere of The W11, Nimbus's vision of the ideal weekend cruiser. Designed for individuals with active lifestyles who wish to extend their weekends, travel further, and spend time with loved ones

The W11 is an evolution of the W9, designed with more space and features on board. This includes a spacious aft lounge area with adjustable seating arrangements, multiple sunbeds, outdoor cuisine, gyro stabilization, ample storage for gear and toys, and a generous amount of deck space, allowing for maximum freedom of movement and relaxation.

"The W11 is tailored to meet the needs of boaters who want to make the most of their weekends and short trips. Whether you're looking to entertain guests or spend time with family, the W11 has you covered," says Jonas Göthberg, Commercial Director and Brand Manager of Nimbus Group AB.





## Lounges and large socializing spaces

*Multifunctional*



The boat's heart is found in its lounge area. This is an extra spacious and multifunctional socializing space that can be easily adapted depending on activities such as cruising, sunbathing, swimming, entertaining, lunch and dinner, or a quiet afternoon of reading in the shade.

"The W11 is the final model in the successful Weekender, Tender and Commuter series. The series was first presented in 2018 and consists of eight models, and the W11 is the final piece of the puzzle. The series has been immensely successful and has opened up many more markets for Nimbus. The USA is one of them, which has also become one of our largest export markets, says Jonas Göthberg, Commercial Director and Brand Manager of Nimbus Group AB.



The boat is built on the same well-balanced stepped hull as the T11 and the C11, with proven great high-speed properties in combination with a low planning threshold. The boat is fitted with two Mercury V10 outboard engines, either 2 x 300 hp or 2 x 400 hp. The speed range is between 20 and 40+ knots. The Weekender 11 is fully vacuum-infused and available with the new EcoDeck.

"The W11 is designed to extend your options and take you where you want to go fast, with more space and features on board. Simplicity and ease of use were key considerations in its development, resulting in a boat with next-level comfort to maximize easy living," says Joacim Gustavsson, chief designer at Nimbus.









## Smart functional design

*Exceptionally generous*

The W11 is built with functional Scandinavian design as a core element, in true Nimbus tradition, executed with care to ensure the best comfort and experience for the user. It also features the award-winning Nimbus sidewalk design, which provides ample interior space and easy and safe movement on the deck.

The interior layout and multifunctional seating arrangement are specially designed for social activities and entertaining. Large social areas are available where you can hang out with friends or family, relax, take a bath, or soak up the sun on either the foredeck or the aft deck. The W11 will also include new features such as folding side balconies for added space and flexibility when anchored and an optional hydraulic bathing platform that extends aft of the engines, which can be adjusted for usage.

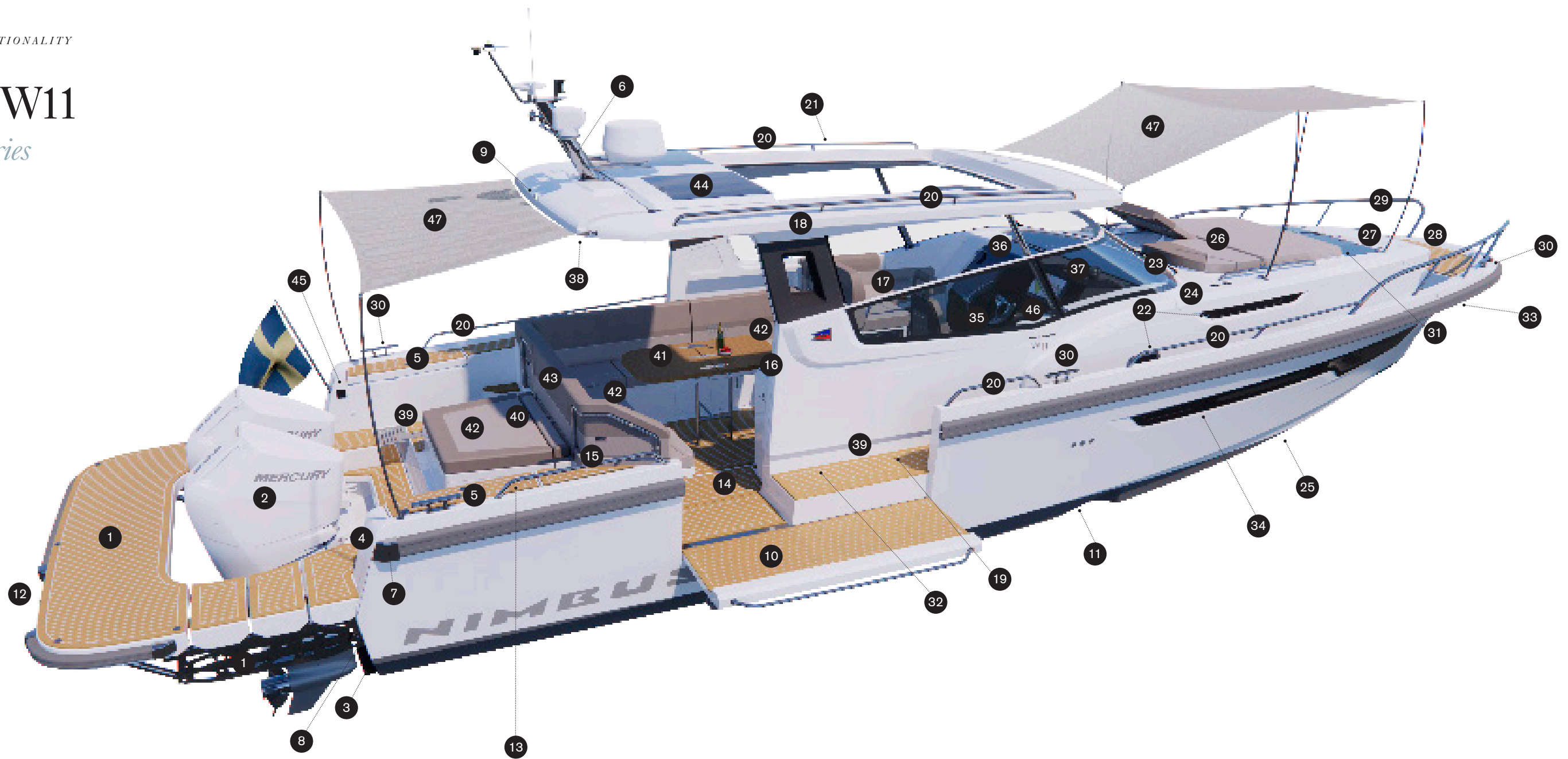
The cockpit of the W11, similar to the W9, offers superior protection with a large window screen and seating for three. The boat is equipped with a T-top featuring a large electric sunroof.

Below deck, there is space for four people to stay comfortably overnight in two spacious berths and a spacious bathroom with toilet and shower.



# Nimbus W11

Weekender Series



- 1 \*Hydraulic aft platform for simplified and safe boarding and disembarkment. Useful for bathing, tender and fun and games.
- 2 Fitted with twin Mercury outboard engines 300-400 hp.
- 3 Fully automatic interceptor trim system.
- 4 Shower on transom/aft deck.
- 5 Aft storage compartment for fenders and ropes.
- 6 Stainless steel mast for nav. lights and optional equipment such as radar and search light.
- 7 Large sturdy rubber bumper list with stainless steel "endings".
- 8 \*Under water LED lights.
- 9 Aft navigation light.
- 10 Hydraulic balcony.
- 11 Air lubricated twin stepped hull design, built for exceptional sea worthiness and handling. Speed characteristics +40 knots, cruising speed 20-35 knots.

- 12 Safety ladder.
- 13 \*Shore power connector.
- 14 Spacious deck area..
- 15 \*Stern gate in stainless steel.
- 16 Galley with sink, gas hob and refrigerator. \*Optional grill and extrarefrigerator or freezer.
- 17 Divan/passenger sofa for two with foldable backrest.
- 18 \*T-Top with GRP roof or electric canvas opening.
- 19 Walkaround for easy access and maximum movability.
- 20 Handrail in stainless steel for easy and secure movement around the boat.
- 21 \*Roof racks.
- 22 Portlights
- 23 Wind screen wipers with window wash.
- 24 Integrated ventilation.


- 25 Bow thruster.
- 26 \*Sunbed on fore deck with folding backrest.
- 27 Storage compartment.
- 28 Extra large deck area for safe loading, boarding or disembarking.
- 29 Oversized sturdy pulpit in stainless steel 38 mm.
- 30 Oversized bollards in stainless
- 31 Openable skylight.
- 32 \*Deck in teak or EcoTeak.
- 33 \*Integrated electric anchor winch and bow ladder.
- 34 Large integrated hull windows
- 35 \*HIFI system
- 36 Sliding door with lock.
- 37 Dashboard can be fitted with 12', 16' or double 12' plotters.
- 38 Integrated aft canopy storage.

- 39 LED deck lights.
- 40 Aft sunbed
- 41 Spacious lounge area with adjustable seating arrangement and large dinner table
- 42 Storage compartments.
- 43 Folding backrest.
- 44 \*Solar energy panels.
- 45 \*Electric aft anchor winch.
- 46 \*Mercury joystick steering incl. sky hook.
- 47 \*Sunshade



# Nimbus W11

Weekender Series



- 1 Large storage compartment below deck +2500 liters with access from aft and front.
- 2 Fire extinguisher.
- 3 Fuse panel.
- 4 Defroster / heater outlet.
- 5 Dashboard can be fitted with 12" or 16" or double 12" plotters.
- 6 Skylight.
- 7 Anchor box and storage.
- 8 Interior curtesy lighting and LED reading light with USB charger.
- 9 Large folding teak table.
- 10 Spacious separate head with toilet and shower.
- 12 Large mirror in head.
- 13 Four beds in two separate cabins.
- 14 \*Custom mattress topper for higher comfort.
- 15 Carpets in cabin.
- 16 \*Grey water tank 75 l.
- 17 \*Heater / defroster.
- 18 \*Hot water system.
- 19 AGM or \*Lithium batteries.
- 20 Fresh water tank and pump.
- 21 \*230V / 110V electric outlet.
- 22 Separate drainage for fuel, freshwater and blackwater.
- 23 Divan/passenger sofa for two with foldable backrest and footrest.
- 24 Sunbed with folding backrest
- 25 Large storage under sofa.
- 26 \*Waterski pole.
- 27 Safety ladder.







Nimbus Weekender 11

# Technical Specification

## Measurements:

Length.....	12,40 m / 40'7"
Width.....	3,46 m / 11'4"
Weight Incl. 300hp engine.....	5600 kg / 12345 lbs
Draught.....	0,9m / 3'
Height.....	3,75 m / 12' 3"
Fuel Capacity.....	850 l / 224,5 US gal
Water Capacity.....	135 l / 36 US gal
Black Water Tank.....	80 l / 21 US gal
Grey Water Tank.....	Optional
Refrigerator Capacity 70+70+75 l / 2,47+2,47+2,6 cu/ft	
Design Category.....	B10, C12
Number of Beds.....	4 (2+2)
Speed.....	+40 knots

\* Specification

## Engine alternatives:


- Mercury Verado V8 2x300 hp
- Mercury Verado V10 2x400 hp

## Standard Equipment

- Air-lubricated twin-stepped hull design
- Low planning threshold and razor-sharp bow section
- Built for speed, exceptional sea worthiness, and handling
- Speed characteristics: +40 knots; cruising speed: 20–40 knots
- Side-walk design
- Large outdoor full-size galley with grill\*, refrigerators and/or ice machine\*
- Integrated electric sun roof in the T-top
- Fully enclosed canopy solution
- High-end HIFI system with subwoofer\* (JL Audio)
- Extra-large aft storage 2500 liters for gear and toys
- Cockpit with forward-facing L-sofa with foldable backrest (converts to a divan)
- The dashboard can be fitted with twin 12-inch plotters.
- Double bed in the front cabin with separate head and shower
- Mid-cabin with double bed
- Large storage on the foredeck
- Solar panels on T-top\*
- Sunbed with foldable back rest foredeck with integrated cushion/ cover solution\*
- Sunshade on foredeck\*
- T-Top with fishing rod holders and roof racks\*
- Eco-Teak or Teak deck\*. Interceptors incl auto trim and list
- Electric windlass in bow and aft\*

- Diesel heater/defroster\*
- Electric roof hatch
- Multiple navigation equipment\*
- Window frame with integrated canopy solution
- Great choice of equipment for personalization
- Lithium-ion service battery 380 Ah
- Joystick steering\*
- Gyroscopic stabilization\*
- Active trim stabilization\*
- Diesel generator\*
- Air conditioning\*

\* Preliminary specification



\*T11 T-top version also offer: \*Enclosed canopy,

\*Sun shade cover on aft + fore deck, \*Radar, \*Search light with joystick, \*Fishing rod holders





Nimbus Group AB has its head office and exhibition hall in the port of The Royal Gothenburg Yacht Club (GKSS) in Långedrag. Nimbus' brands include Nimbus Boats, Paragon Yachts and Alukin. The Nimbus Group also includes Finnish Bella Boats with the brands Aquador, Bella, Falcon and Flipper and the US brand EdgeWater.

[www.nimbus.se](http://www.nimbus.se)

